

# JAIL DORNOCH

Quality clothing  
Including the finest  
Scottish Cashmere  
Footwear.  
Jewellery.  
Pottery.  
Aromatics.  
Scottish Arts & Crafts.  
Gifts

SHOP ONLINE

for the love of quality



Castle Street, Dornoch,  
Sutherland. IV25 3SD  
Tel: (44) (0)1862810500/555  
Also at Inverness Airport

[www.jaildornoch.com](http://www.jaildornoch.com)



# Dornoch Fibre Fest

8<sup>th</sup> - 10<sup>th</sup> March 2024



# Fibre Fest 2024 - Programme of Events

## FRIDAY 8<sup>th</sup> MARCH

- 7.30 **OPENING TALK** DORNOCH FREE CHURCH  
'Scottish Tapestries and Beyond'  
by Dr Andrew Crummy

## SATURDAY 9<sup>th</sup> MARCH

- 9.30 **FIBRE FEST OPENS** SOCIAL CLUB & WEST CHURCH HALL
- 10 - 4 Masterclass 1: **Herringbone Tweed Weaving** with Jan Beadle SC  
10 - 4 Masterclass 2: **Embroidery Panel** with Kirstie Campbell WCH  
10 - 4 Masterclass 3: **Natural Dyeing** with Anne Artis Hub 1  
10 - 4 Intermediate 4: **Amigurumi Crochet** with Davina Turner Hub 2
- 11 - 4 **THE STASH BUSTER** SC
- 12.00 **Competition Entries Close** WCH
- 4.30 **FIBRE FEST CLOSES**

## SUNDAY 10<sup>th</sup> MARCH

- 9.30 **FIBRE FEST OPENS** SOCIAL CLUB & WEST CHURCH HALL
- 10 - 4 Masterclass 5: **Clasped Weft Weaving** with Jan Beadle SC  
10 - 4 Masterclass 6: **Sculptural Knitting** with Carol Janes Hub 2  
10 - 12.30 Learning Techniques 7: **Darning** with Ann Goodwin Kerr WCH  
1.30 - 4 Learning Techniques 8: **Peg Loom** with Jo Henderson WCH  
10 - 12.30 **Children's Embroidery** with Judi Sutherland Hub 1  
1.30 - 4 Intermediate 9: **Supported Spindle Spinning** with Olga Jamieson Hub 1
- 11 - 1 **THE STASH BUSTER** SC
- 4.30 **FIBRE FEST 2024 CLOSES**

Traders will be in the Social Club & the West Church Hall on both days


## Shetland Sheep Society

Northern Meeting - Friday 8th March 2024



Dornoch Social Club - 9:30 - 4:00

Guest speaker to be confirmed



Booking essential via Sally Wild - [thewildmeadows@yahoo.co.uk](mailto:thewildmeadows@yahoo.co.uk) - 01862 810140

# WELCOME TO FIBRE FEST 2024

**This is our 15th anniversary, and we are still going strong!**

During 2023 many of our members were busy stitching a panel for the 'Spirit of the Highlands & Islands' tapestry; a collaborative project with other stitchers throughout the Highlands and Islands. We are very pleased therefore to be offering an Embroidery masterclass with the Stitch Coordinator for the tapestry project, Kirstie Campbell, and a children's embroidery class to encourage the next generation of embroiderers.

We are also delighted to welcome back Jan Beadle, who will be teaching two weaving masterclasses, and our other tutors who will be teaching a range of classes for beginners, intermediates and the masterclasses. We hope you find something to inspire you.

The sales halls at Dornoch Fibre Fest have free entry and we try to keep our class costs as reasonable as possible, therefore we will be holding a raffle which will be drawn on Sunday afternoon in the Social Club. The main prize will be a Hobby Craft voucher, but other exciting prizes will be available.

The Highland Guild of Spinners, Weavers and Dyers will be demonstrating their skills in the Hub over the weekend. Their members are always happy to share their knowledge and you are welcome to have a go, please just ask.



## The 2024 Competition - A recycled fabric festival hat

Use your imagination to create something wearable from fibre, we look forward to seeing the results!



Entries must be handed into the West Church Hall before  
**12 noon on Saturday 9th March.**



## The Stash Buster

De-clutter your stash of crafting materials at our stall in the Social Club. Turn your excess into cash (10% of each sale goes to DADCA).

Fabric, wool, haberdashery & equipment accepted. Maximum 20 items per person (no electrical items or completed projects please).

Download and complete a form from our website ([www.fibrefest.org.uk](http://www.fibrefest.org.uk)) before entering your materials please.

**Saturday 11am - 4pm; Sunday 11am - 1pm.**



## Ripples Crafts

Hand Dyed Yarns  
by Helen Lockhart

Colours from Assynt, Scottish Highlands  
[www.ripplescrafs.com](http://www.ripplescrafs.com)



Beautiful cruelty-free fleece rugs  
from Aberdeenshire

*Commissions undertaken and  
tutoring provided*

Contact Pam Sutherland 07855317412.  
[www.shearingcrafts.com](http://www.shearingcrafts.com)


## SCOTTISH TAPESTRIES AND BEYOND

Opening Talk by Dr Andrew Crummy

Friday 8th March at 7.30pm

Dornoch Free Church Hall

Admission £5 on the door



Dr Andrew Thomas Crummy (MBE) is a renowned Scottish artist, who has designed several major community tapestry works including the Battle of Prestonpans Tapestry (2010), Scottish Diaspora Tapestry (2014), Great Tapestry of Scotland (2013), and the Spirit of The Highlands and Islands Tapestry (ongoing) amongst many others.



Born in Craigmillar, Edinburgh, Andrew Crummy's introduction to art was through the Craigmillar Festival Society and his childhood memories are full of Community Arts events that involved festivals, drama, music, clowns, colour and laughter.

We are pleased to welcome Andrew to Dornoch Fibre Fest where he will give the keynote talk reflecting on his work, as brought to life by the community of stitchers throughout Scotland.



Where colours mix with the  
world of fibres

Handmade quality crafts & fibres for spinning,  
weaving, knitting, felting & crochet

[www.wishewewerehere.com](http://www.wishewewerehere.com)

WishEweWereHere

wishingewewerehere



## Masterclass 2: Embroidery Panel

**Tutor:** Kirstie Campbell  
**Location:** West Church Hall  
**Day:** Saturday 9th March  
**Time:** 10 – 4  
**Cost:** £60  
**Skills needed:** Knowledge of basic embroidery stitches



**K**irstie Campbell is a Textile Artist, Designer and Educator who loves hand embroidery and the stories that can be told through stitch. Kirstie gained a First Class degree in Embroidery at Manchester School of Art, and has worked as a commercial wallpaper & textile designer and with The Embroiderer's Guild at Hampton Court Palace.

Most recently she has been the Stitch Coordinator for The Spirit of the Highlands & Islands Tapestry project, where she worked in collaboration with over 650 stitchers to bring the Spirit of the Highlands to life through stitch. Her passion is discovering and learning new stitches, re-discovering old ones and sharing this creativity with others through teaching, crafting and creating.



In this Masterclass you will work with a beautiful range of speciality yarn, linen, tweeds and fibres sourced from the Highlands & Islands, to craft a 'journeystone' which tells your story in stitch.

Using gorgeous materials and combining different stitches, hand embroidery, applique, needlefelting and cording you will learn how to transfer your own design from paper to fabric, learn new stitches and re-explore old ones.

All materials will be provided, but feel free to

bring along your own sewing kits. It might be helpful to bring a few visual ideas along with you – photographs, drawings or ideas about flora and fauna, fossil shapes, lichens, trees, history, landscape, places, myths, folklore . . . .

## Masterclass 3: Natural Dyeing : In the Pink


**Tutor:** Anne Artis  
**Location:** Dornoch Hub 1  
**Day:** Saturday 9th March  
**Time:** 10 – 4  
**Cost:** £60  
**Skills needed:** No experience needed



**A**nne learned to weave at school, and plunged into the world of spinning in her 20's. Flocks of sheep, gardening, and a career teaching agriculture, horticulture, and countryside conservation are woven into her crafts. Natural dyeing is an obvious extension of her many interests, leading into a world of plant and lichen identification, where every walk speaks colour.

**In this Masterclass you will use cochineal and learn the different techniques for fixing and altering dye.**

Using a range of fibres, yarn and fabrics, previously mordanted with accepted chemicals, the afterbaths will explore the potential colour changes to be discovered.



The techniques learned will apply to most natural dyes, and the intention is for participants to have the skills, confidence and knowledge to explore the world of colour for themselves.




Participants will share a hotplate and will be expected to bring protective clothing and gloves.

All materials will be provided, and everyone will leave with notes on techniques, worksheets, and sources for dyes and mordants.

## Masterclass 1: Herringbone Tweed

Tutor: **Jan Beadle**  
Location: **Social Club**  
Day: **Saturday 9th March**  
Time: **10 - 4**  
Cost: **£60**  
Skills needed: **No Experience Necessary**



**J**an Beadle is a designer and weaver of contemporary textiles for fashion, interiors and accessories. She has many years experience of teaching and **this class is suitable for absolute beginners and those with a little experience.**

In this Masterclass you will learn how to use a 4 shaft table loom to weave the classic Herringbone Tweed we all associate with Harris Tweed.



Twill patterns have many variations, but all are characterized by the diagonal lines formed in the weaving structure, with herringbone being the most recognizable.

This will suit absolute beginners but also weavers wanting to develop their skills further, as Jan will show you how to create new patterns within this structure taking the mystery out of pattern reading.

The four shaft looms will be set up ready to go, enabling you to explore texture and colour combinations on the day and go home with your own unique piece of tweed.

All materials to be used on the day are included.



## Masterclass 5: Clasped Weft Weaving

Tutor: **Jan Beadle**  
Location: **Social Club**  
Day: **Sunday 10th March**  
Time: **10 - 4**  
Cost: **£60**  
Skills needed: **No Experience Necessary**



Clasped weft is a brilliant technique to learn even if you only have a basic rigid heddle loom as it enables you to have two colours across the width of the loom.

In this workshop we will be able to combine twill patterns to create a unique landscape picture in weaving.

This will suit absolute beginners but also weavers wanting to develop their skills further, as Jan will show you how to manipulate the weft thread within the structure.

The looms will be already set up with the colours of the Highlands, the aim being that you will go home with your own unique woven landscape.

**All materials to be used on the day are included.**



## Intermediate 4: Amigurumi Crochet

Tutor: **Davina Turner**  
Location: **Dornoch Hub 2**  
Day: **Saturday 9th March**  
Time: **10 – 4**  
Cost: **£40**  
Skills needed: **Knowledge of basic crochet stitches**



**D**avina Turner is a keen knitter and crocheter, who designs and produces Amigurumi crochet animals. She sells her patterns through her Ravelry page and made items through Barn Owl Bothy, Dornoch.

Crochet is a very adaptable method of producing fabric which can be worked flat or in the round. In this Masterclass you will learn how to work crochet in the round, to produce a Japanese form of 3D crochet known as Amigurumi, Davina's favoured form of crochet. The method can then be fashioned to create small stuffed creatures. In this workshop we will combine both flat and 3D methods to create a Bee Bookmark.



**Davina has designed a new pattern for this class at Fibre Fest!**

The workshop will suit those at Intermediate level with practical knowledge of the basic stitches.

Davina will guide you through the production of the various elements, demonstrating the magic circle technique, stitches used and colour changes. At the end of the workshop you will have completed your own little smiling bookmark.

**All materials are included.**

## Masterclass 6: Sculptural Knitting


Tutor: **Carol Janes**  
Location: **Dornoch Hub 2**  
Day: **Sunday 10th March**  
Time: **10 – 4**  
Cost: **£60**  
Skills needed: **Knowledge of basic knitting stitches**



**C**arol Janes is an experienced knitter and crafter who is passionate about encouraging beginners. As someone who has taught in the adult education sector, Carol is keen to encourage the development of new skills and help progress an individual's journey in knitting and crochet.

Carol has explored the use of lace knitting as a means of creating sculptural decoration for use outdoors since she visited Shetland Wool Week in 2012 and was inspired by Anne Eunson's knitted fence.

In this Masterclass you will learn to knit a traditional Shetland lace design called diamond trellis using giant needles and spun polyester twine.



A confident knitter should complete the three pattern repeats for the oblong wall hanging in 2-3 hours. You can then decide whether to continue in the second half of the session making your wall hanging larger, or explore knitted and crochet flowers to add to the wall hanging and complete the rest of the panel at home.

You will learn to follow a chart to produce a panel of lace knitting, learn suitable cast on and cast off methods, fibre options, the use of a safety thread in lace knitting, adding decorations to your outdoor knitting and working in 2 colours. In addition we will discuss how to display lace knitting outdoors, stretching, fixing, maintenance and choosing an appropriate location.

**All materials to knit with are supplied, and materials to fix the panel can be purchased on the day.**

# Kingcraig

## Scottish Yarns & Woollen Goods


- Knitting yarns and accessories ▪ Tweeds and fabrics
- Rugs and throws ▪ Scarves and wraps
- Bags, cushions and gifts

High Street, Dornoch

01862 810174

www.kingcraig.com



**Dornoch**  
Bookshop

T: 01862 810165  
E: dornochbookshop@gmail.com

High Street, Dornoch  
Sutherland IV25 3RW

**DORNOCH  
STORES**  
EVERYTHING FOR EVERYDAY

**DORNOCH STORES  
WELCOMES  
FIBRE FEST**

COME AND VISIT US 12 CASTLE STREET, DORNOCH  
OR  
FACEBOOK & INSTAGRAM @DORNOCHSTORES

### Learning Techniques: **Darning & Mending**

Tutor: **Ann Goodwin Kerr**  
Location: **West Church Hall**  
Day: **Sunday 10th March**  
Times: **10 – 12.30**  
Cost: **£30**  
Skills Required: **Basic Stitching Skills**



Ann Goodwin Kerr has been repairing, mending and darning, for over 50 years... transforming her brother's jeans into her personalised 'hippie' jeans. She watched her grandmother darn socks and then carried on the adage "make do and mend" once she became an independent singleton when money was tight.


In today's world mending is 'ecological' and 'ethical', helping to reduce clothing consumption. But you can also embrace the enjoyment of stitching much loved and well worn items of clothing, giving them a 'second life' or repurposing clothing into a completely new item. In this class you will learn the stitches and methods to mend or darn, exploring the creative side to what was once considered a chore.

Please bring :

1. an item of clothing to be repaired, patches and/or a suitable fabric of similar weight and strength as the item needing repair.
2. a variety of needle sizes, thimble, scissors, pins and a fabric pencil/chalk
3. 100% cotton thread and/or embroidery thread or darning wool

### Learning Techniques: **Peg loom with recycled fabric**

Tutor: **Jo Henderson**  
Location: **West Church Hall**  
Day: **Sunday 10th March**  
Times: **1.30 – 4**  
Cost: **£30**  
Skills Required: **No experience needed**




Jo Henderson is the Highland Community Waste Partnership (HCWP) Project Officer for The Lairg and District Learning Centre. HCWP is led and driven by eight community groups across the Highlands, working to reduce waste in our communities by changing the way that we consume.

In previous generations clothing and linen was frequently recycled into useful articles for the house. In this class Jo will show you what a Peg Loom is and how you can recycle fabrics into a tough, attractive rug or sit mat. Jo will help you thread up your loom, prepare the recycled materials and show you how to weave correctly to ensure that the material is stable and finished properly.

All materials will be provided, **but if you have any sheet, duvets or curtains you would like to use, please bring them along.** The peg loom will be on loan for the duration of the class only.

## Learning Techniques: Supported Spindle Spinning

Tutor: **Olga Jamieson**  
 Location: **Dornoch Hub 1**  
 Day: **Sunday 10th March**  
 Times: **1.30 - 4**  
 Cost: **£40**  
 Skills Required: **No experience needed**



Of Russian nationality, Olga Jamieson is now based in Drumnadrochit where she and her husband run Loch Ness Spindles. Olga is an experienced knitter and spinner from a family of spinners, and is well known for her beautiful fine spun lace shawls.




Olga will demonstrate how to process wool and flax by hand and which tools to use to achieve the best results. You will then learn how the spindle works, how to pull and twist a thread using a spindle and how to ply yarn. There will be a selection of several styles of spindle (supported or drop spindle) and you will choose a spindle suitable for you to spin, as well as a wide selection of materials (wool, silk, flax, etc.).

All materials will be included, with the exception of the spindles, which will be provided for the lesson only.


**Please book for these classes as space is limited**

## Children's Class: Simple Embroidery

Tutor: **Judi Sutherland**  
 Location: **Dornoch Hub 1**  
 Day: **Sunday 10th March**  
 Times: **10 - 12.30**  
 Cost: **Free**  
 Skills Required: **No experience needed**



**This informal fun workshop is for children in Primary 5,6 & 7.**



The project is to make a colourful monogram using simple cross stitch and other basic stitches. You will learn how to handle the embroidery equipment, learn to make the individual stitches and how to use the threads and colours creatively.

You will be helped by experienced sewers and teachers to complete your project during the workshop.

All equipment will be provided.

# Fibre Fest 2024 - Booking Form

See website for more details of classes

Tutor	Class	Time	Cost	Total
<b>Saturday 9<sup>th</sup> March</b>				
Jan Beadle	<b>Herringbone Tweed Weaving</b> <i>Masterclass 1 (Struie Room)</i>	10 - 4	£60	
Kirstie Campbell	<b>Embroidery Panel</b> <i>Masterclass 2 (West Church Hall)</i>	10 - 4	£60	
Anne Artis	<b>Natural Dyeing</b> <i>Masterclass 3 (Dornoch Hub 1)</i>	10 - 4	£60	
Davina Turner	<b>Amigurumi Crochet</b> <i>Intermediate 4 (Dornoch Hub 2)</i>	10 - 4	£40	
<b>Sunday 10<sup>th</sup> March</b>				
Jan Beadle	<b>Clasped Weft Weaving</b> <i>Masterclass 5 (Struie Room)</i>	10 - 4	£60	
Carol Janes	<b>Sculptural Knitting</b> <i>Masterclass 6 (Dornoch Hub 2)</i>	10 - 4	£60	
Ann Goodwin Kerr	<b>Darning</b> <i>Learning Techniques 7 (West Church Hall)</i>	10 - 12.30	£30	
Jo Henderson	<b>Recycled Peg Loom</b> <i>Learning Techniques 8 (West Church Hall)</i>	1.30 - 4	£30	
Judi Sutherland	<b>Children's Embroidery</b> <i>(Dornoch Hub 1)</i>	10 - 12.30	Free	
Olga Jamieson	<b>Supported Spindle Spinning</b> <i>Intermediate 9 (Dornoch Hub 1)</i>	1.30 - 4	£40	
<b>Total Price</b>				

There are two ways to book and pay for your classes:-

Book online at [www.fibrefest.org.uk](http://www.fibrefest.org.uk) or send this form to: **Judi Sutherland, Rubhan Beag, Embo St, Dornoch, IV25 3PW** (call 07795 577886 to check availability)

Name(s) of Attendee(s)			
Phone No.		Email	

*Cheques must be made payable to DADCA*