

Dornoch Fibre Fest



Saturday 14th - Sunday 15th March 2020

Fibre Fest 2020 - Programme of Events

FRIDAY 13th MARCH

6.30 OPENING TALK

ST FINNBARR'S CHURCH

Stitch without Borders: Sashiko goes Global
by Susan Briscoe

Admission £5 (includes soup & cheese supper) - pay at the door

SATURDAY 14th MARCH

9.30 FIBRE FEST OPENS

SOCIAL CLUB & WEST CHURCH HALL

10 - 3	Masterclass: Machine Sewing with Anne Fell	SC - SR
10 - 4	Masterclass: Fabulous Felted Flowers with Liz Gaffney Whaite	SC - B
1 - 4	Masterclass: Sashiko - Koi Carp with Susan Briscoe	WCH
10 - 12 ³⁰	Learning Techniques: Needlefelt with Catherine Jones	WCH
11 - 4	THE STASH BUSTER	SC
12.00	Competition Entries Close	WCH

4.00 FIBRE FEST CLOSES

SUNDAY 15th MARCH

9.30 FIBRE FEST OPENS

SOCIAL CLUB & WEST CHURCH HALL

9.30 - 12 ³⁰	Masterclass: Sashiko - Boro Landscape with Susan Briscoe	WCH
10 - 4	Masterclass: Fabulous Felted Flowers with Liz Gaffney Whaite	SC - B
10 - 4	Learning Techniques: Trainer Sock with Tooty MacKenzie	SC-SR
1 ³⁰ - 4	Learning Techniques: Get to know your Sewing Machine with Keira McFleat	WCH
11 - 1	THE STASH BUSTER	SC

4.00 FIBRE FEST 2020 CLOSES

Shetland Sheep Society

Northern Meeting - Friday 13th March 2020

Dornoch Social Club - 9:30 - 4:00

Delighted to announce the guest speaker will be
Oliver Henry, on his life with Shetland Wool.

Fleece judging competition - Raffle - Lunch



Booking essential via Sally Wild - thewildmeadows@yahoo.co.uk - 01862 810140

WELCOME TO FIBRE FEST 2020

This year we are delighted to offer classes in Sashiko Japanese embroidery, taught by Susan Briscoe, and to welcome the Yuza Sashiko Guild of Japan, who taught Susan!

The Yuza Guild will be exhibiting some of their pieces and teaching 'make and take' rolling workshops throughout the weekend in the West Church Hall. In addition to Sashiko, there are a wide selection of Masterclasses and Learning Techniques workshops, including sewing, wet felting, knitting and needlefelt, all taught by experienced tutors.

Classes are available for beginners and those with a little more experience, but please note that all classes must be booked in advance as space is limited.

We also welcome our traders who can supply your sewing, knitting and felting needs. Stalls can be found in the West Church Hall and the Social Club, where refreshments are also available.



Competition

This year's competition is again sponsored by the Royal Dornoch Golf Club and the theme is a handcrafted 'shopper' bag/rucksac. Entries must be handed into the West Church Hall by 12 noon on Saturday 14th March.

Our raffle helps to cover the costs of Dornoch Fibre Fest and enables us to offer free entry to both our selling venues. The first prize in our raffle is a £150 Hobbycraft voucher with other super prizes also on offer. The raffle will be drawn on Sunday afternoon in the Social Club.

We wish everyone attending Fibre Fest a wonderful weekend of fibre filled fun.

THE STASH BUSTER

De-clutter your stash of crafting materials at our stall in the Social Club over the weekend. Turn your excess into cash, (10% of each sale goes to DADCA). Fabric, wool, haberdashery & equipment accepted (no electrical items or completed projects please).

Download and complete a form from our website (www.fibrefest.org.uk) before entering your materials please.

SATURDAY 11 – 4PM, SUNDAY 11 – 1PM.

1

**DORNOCH
STORES**
EVERYTHING FOR EVERYDAY

DORNOCH STORES
WELCOMES
FIBRE FEST

COME AND VISIT US 12 CASTLE STREET, DORNOCH
OR
FACEBOOK & INSTAGRAM @DORNOCHSTORES

2

Kingcraig

Yarns & Woollen Goods

10% Discount on yarns and fabrics for Dornoch Fibre Fest

- *Knitting yarns and accessories*
- *Tweeds and fabrics*
- *Rugs and throws*
- *Scarves and wraps*

Castle Street, Dornoch
01862 810174

www.kingcraig.com



The Fabric Fairy

10 Ferry Road, Golspie



tel:
**01408
633097**

The Fabric Fairy offers patchwork & quilting supplies of all types as well as an extensive selection of fabrics for crafters of all ages and abilities. We also stock a selection of other hobby accessories.

[www: thefabricfairy.co.uk](http://www.thefabricfairy.co.uk)

Stitch without Borders: Sashiko goes global

Opening Talk by Susan Briscoe

Friday 13th March – 6.30pm – St Finnbarr's Church, Dornoch
Admission £5 on the door – includes Soup, Bread & Cheese supper

Susan Briscoe is a designer and textile artist who first became fascinated by Japanese quilts and kimonos when working in Japan in 1991.


Author of several books, including the international bestseller 'The Ultimate Sashiko Sourcebook' and her new book 'The Ultimate Kogin Collection', Susan also appears regularly on Sewing Quarter TV and teaches Sashiko throughout the UK.



With over 20 years experience of working in the textiles field, Susan will talk about how Japanese Sashiko stitching has become popular worldwide.



From her travels through Japan Susan will explain how combining traditional techniques with local inspirations has ensured that Sashiko remains alive and well, and how it has been brought into the 21st Century.



Susan will be selling vintage Japanese fabrics, Sashiko & kogin threads and materials in the West Church Hall during Fibre Fest.

3

The Steading

BALNAPOLAIG, DORNOCH

The Steading is a luxury Bed & Breakfast which combines thoughtful accommodation with good old fashioned hospitality.

Tel : (01862) 810293

www.dornoch.co.uk

enquiries@dornoch.co.uk



4

Coming to Fibre Fest? Why not treat yourself?

Evelix Luxury Pods

(07464) 186207

evelixpodsdornoch.co.uk



Invicta House B&B

10 Ferry Road, Golspie - 01408 633097



Recently refurbished B&B accommodation

- 2 double rooms with en-suites
- 1 single room with washbasin
- Freeview TV and free Wi-Fi in all rooms
- Pet friendly

www.invictahouse.co.uk

enquiries@invictahouse.co.uk

?

Please see map inside back cover for location of local advertisers

Masterclass 1: Machine Sewing

Tutor:	Anne Fell
Location:	Social Club (Struie Room)
Day:	Saturday 14th March
Times:	10 – 3 (short break for lunch)
Cost:	£50
Skills needed:	Suitable for intermediates
Skills focus:	How to insert a zip; sewing hems for trousers & skirts/dresses; sewing stretch fabrics to make a pencil skirt.




Anne Fell is a sewing tutor with over 30 years experience who loves teaching. Anne studied 'Dress and Design' at the Robert Gordon Institute of Technology and, since retiring, she has run her popular sewing business called 'SewSwift', delivering a variety of classes at Aberdeen Sewing Machines.

This Masterclass comprises 2 sessions. In the first you will use your machine to insert a regular centred zip and learn to sew a hem suitable for jeans or casual trousers and a narrow hem suitable for a dress or skirt. To practise these techniques you will make a little pouch for your sewing bits 'n' bobs.

You will need to bring a half metre of medium weight cotton canvas fabric and matching thread for the pouch, one regular zip – 8 inch or 7 inches long, and a zipper foot. NB: For sewing practise, you might like to recycle clothing e.g. denim fabric or simply use leftover scraps from other projects. There will also be a small selection of fabric available to purchase.

In the second session you will make a pencil skirt using stretch fabrics using a regular machine/overlocker. Anne **will do a staged demonstration so you can 'sewalong'**. No pattern is required; you will use your measurements for waist, hip and length and draft out your own pattern straight on the fabric.

You will learn the various stretch stitches on your machine; how to sew seams and finish edges, the correct needles and threads to use; when a walking foot is appropriate with a regular sewing machine and how to use an overlocking machine to complete all these processes (if used).




You will need 1 metre wide jersey fabric. Choose a stable double jersey or a ponte di roma jersey, as these are less flimsy so easier to handle. 1 metre of **2.5cm (1") elastic for your waist; polyester thread; sewing machine and equipment; sewing machine instruction book.**

Please note that Anne can supply the jersey fabric for an additional charge should you not be able to source it – let us know if you require this, and there are stalls in the Social Club that can supply sewing accessories.

Learning Techniques: Needle-felt Greeting Card

Tutor: Catherine Jones
Location: West Church Hall (upstairs*)
Day: Saturday 14th March
Times: 10 – 12:30
Cost: £25
Skills Required: Suitable for beginners



Catherine has been crafting for many years and will pass on her experience of using needle felt techniques to produce a personalised greetings card.



2D needle felting is an easily mastered, simple technique that enables you to make beautiful and imaginative pictures from unspun wool applied to fabric. These versatile pieces can then be framed, or used to embellish clothes, soft furnishings and bags.



In this class you will learn how to turn your picture into a greetings card.

For this basic session we will be using a chunky needle felting tool that may be manageable for those whose fingers no longer do what they used to!

If you have a picture of a landscape or seascape that you would like to reproduce bring it along.

All materials are included in the cost and the tools may be purchased at the end.


** Lift available for access if required*



Please book for these classes as space is limited

Masterclass 2: Fabulous Felted Flowers

Tutor:	Liz Gaffney Whaite
Location:	Social Club (Bar)
Day:	Saturday 14th March
Times:	10 – 4
Cost:	£50
Skills needed:	Suitable for beginners/intermediates
Skills focus:	Flat felting and sculpting; wirework and beadwork



Liz Gaffney Whaite has been a felt maker since 1996 and runs Heartfelt Studio in Dalmally, Argyll. Liz has a degree in Floristry, a City and Guilds in Millinery, and studied Fashion and Design and Pattern Construction. She has exhibited nationally and internationally in many countries.

Her textile approach to creating natural felted flowers is a culmination of many years experience and you are invited to learn these techniques in this year's Fibre Fest felting Masterclasses.



In this beginners /intermediate Masterclass you will learn to create a delicate flat felt that will be sculpted into a 3D flower. Wire and beadwork will be used to embellish the **'stiffened' flower and a wearable** or wired attachment will be added.

At the end of the class you will have a completed flower brooch and the confidence and skills to create your next flower.

All materials will be supplied

'Make and take demonstrations' with the Yuza Sashiko Guild

Location: West Church Hall
Day: Saturday 14th & Sunday 15th March
Time: Throughout the day

Yuza Sashiko Guild's teachers are coming to Dornoch with Susan Briscoe to exhibit their work and demonstrate the art of Sashiko.

The Yuza Sashiko Guild have taught **'make and take' rolling workshops** at UK shows several times including at the inaugural Festival of Quilts (2003), Loch Lomond Quilt Show (2010), Quilts UK (2016), The Scottish Quilting Show (2020) and teaching at World Textile Days in 2016 and 2018.



Sashiko in Yuza Town features original and diverse hitomezashi (one stitch Sashiko patterns) made stitch by stitch with minimal marking. These beautiful patterns were passed down during the Showa period (1926-1989) and used in traditional working clothes.

Many of the geometric patterns resemble blackwork, and all are made with running stitch. Come to the West Church Hall to have a go at traditional Yuza Sashiko!



There will be a small charge for the materials and patterns, payable direct to Yuza Sashiko Guild. The Guild have also published their first English language Sashiko book and will bring some copies for sale.

Masterclass 3: Koi Carp Sashiko Panel

Tutor: Susan Briscoe
Location: West Church Hall (upstairs*)
Day: Saturday 14th March
Times: 1 – 4
Cost: £30
Skills needed: Suitable for those with some basic hand sewing skills



Susan has been quilting and working on Japanese Sashiko projects for over 20 years. Author of 'The Ultimate Sashiko Sourcebook', Susan teaches all over the UK and can also be seen on TV.

In this Masterclass Susan will be teaching you how to mark and stitch a traditional Japanese Sashiko pattern to create a Koi Carp panel.



You will be able to finish the panel at home and Susan has suggestions for framing or finishing your piece with extra fabric and wadding (not supplied).

All materials will be supplied, including koi pattern, Sashiko material, needle and threads. Chaco transfer paper will be available to borrow. Please bring a ballpoint pen!

Extra kits will be available to purchase at £6.00 each.



**** Lift available for access if required***

Book your place online at www.fibrefest.org.uk or see booking form inside back cover

6



**Books • Book Tokens • Maps
Greeting Cards • Stationery
Fax & Photocopying service**

Maggie & Antony Hope

High Street, Dornoch • Tel : **01862 810165**
dornochbookshop@gmail.com

7 DORNOCH GARDEN CENTRE & TOOL HIRE



Meadows Retail Park, Dornoch
(01862 810610)
www.dornoch-outdoor.co.uk

8

DORNOCH NEWS

Castle Street

Open 7am to 5pm

Newspapers • Snacks
Drinks to go • Sweets
Stationery • Cigarettes
Toys • Games

(01862) 810042

9



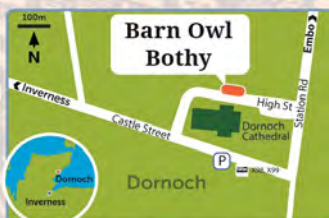
www.barnowlbothy.com

Visit our online shop, if you can't get to us in Dornoch!

Barn Owl Bothy High Street
Dornoch IV25 3SH
T: 07484 337724



tripadvisor



Please see map inside back cover for location of local advertisers

Masterclass 4: Boro Landscape Picture



Tutor:	Susan Briscoe
Location:	West Church Hall (upstairs*)
Day:	Sunday 15th March
Times:	9.30 – 12.30
Cost:	£30
Skills needed:	Suitable for those with some basic hand sewing skills

Susan has been quilting and working on Japanese Sashiko projects for over 20 years. Author of 'The Ultimate Sashiko Sourcebook', Susan teaches all over the UK and can also be seen on TV.

In this Masterclass Susan will be teaching you how to apply different materials to create a 'boro' style, raw edge appliqué landscape picture, using simple boro-inspired stitching to enhance the detail.



All materials will be supplied, including foundation fabric, vintage and recycled Japanese fabrics for the boro pieces, assorted Sashiko threads and a Sashiko needle.

Extra kits will be available to purchase at £7.00 each.

** Lift available for access if required*

Book your place online at www.fibrefest.org.uk or see booking form inside back cover

Cookston Crafts



Hand Dyed Yarn Kits Workshops

Based In Aberdeenshire

www.cookstoncrafts.com

Black Isle Yarns


Black Isle Yarns are bespoke and sustainable yarns from local flocks in the Scottish Highlands. Single farm and unique blend yarns in natural undyed shades and beautiful naturally dyed colours.



A	<p>Dornoch Castle Hotel Castle Street, Dornoch, IV25 3SD</p> <p>Tel : (01862) 810216 www.dornochcastlehotel.com</p>	<p>Afternoon Tea (pre-booked 3 - 4 pm)</p> <p>Dinner (6:30 - 8:30 pm)</p> <p>Rooms available</p>
B	<p>Eagle Hotel Castle Street, Dornoch, IV25 3SR</p> <p>Tel : (01862) 810008 www.bookingseagledornoch.co.uk</p>	<p>Gastropub</p> <p>Daily Specials Board</p> <p>Rooms available</p>
C	<p>Luigi Castle Street, Dornoch, IV25 3SN</p> <p>Tel : (01862) 810893 www.luigidornoch.com</p>	<p>Homemade cakes & soups, fresh salads, seasonal specials.</p> <p>Lunches only</p>
D	<p>Tall Pines Evelix , Dornoch, IV25 3NG</p> <p>Tel : (01862) 810968</p>	<p>Soup & sandwiches</p> <p>All-day breakfast</p> <p>Full meals</p>

Masterclass 5: Fabulous Felted Flowers

Tutor:	Liz Gaffney Whaite
Location:	Social Club (Bar)
Day:	Sunday 15th March
Times:	10 – 4
Cost:	£50
Skills needed:	Suitable for intermediate/advanced
Skills focus:	Design; sculpted feltmaking; wirework and beadwork



Liz Gaffney Whaite has been a felt maker since 1996 and runs Heartfelt Studio in Dalmally, Argyll. Liz has a degree in Floristry, a City and Guilds in Millinery, and studied Fashion and Design and Pattern Construction. She has exhibited nationally and internationally in many countries.

In this second Masterclass taught by Liz, students will design and make either a multi-flowered corsage (this can be made into a fascinator or a wearable brooch) or a larger sculpted flower incorporating felt making, wirework and beading.



Liz will guide you through the design process and there will be many samples to inspire you.

A completed flower and some new design and sculptural skills will be the outcome of this fun Masterclass.

All materials will be supplied

Learning Techniques: Get Sock Knitting!

Tutor: Tooty MacKenzie
Location: Social Club
Day: Sunday 15th March
Times: 10 – 4
Cost: £40
Skills Required: Suitable for beginners



Tooty MacKenzie is an all round crafter, but has focussed on knitting since taking over Travelling Yarns with her sister, Freda Matheson, a few years ago. Though Tooty lives in Inverness, she is a regular visitor to Inverasdale near Poolewe, which is where Travelling Yarns is based.



Travelling Yarns can be found in the Social Club and stocks a wide range of yarn, knitting supplies (including Jamieson's of Shetland) & sock yarn.

In this class you will learn how to knit a trainer/ankle sock in cotton/polyamide. You will be using circular needles rather than the usual double pointed needles, and because it is a short sock you will quickly get to turn the heel! You will also learn to knit with elastic to create a snug rib.

Materials supplied include a ball of Regia cotton/polyamide yarn, knitting elastic and 2 buttons.

Please bring stitch markers, tape measure, scissors and 2 sets of 3mm x 40cm circular needles (available to purchase on the day if necessary).

Please book for these classes as space is limited

10



Kerensa Carr
[Award winning Picture Framer]

01862 811800

11



CoCo hair and beauty

3 The Meadows Retail Park, Dornoch

01862 810656

Learning Techniques: Master your sewing machine

Tutor: Keira McFleat
Location: West Church Hall (upstairs*)
Day: Sunday 15th March
Times: 1:30 – 4pm
Cost: £25
Skills Required: Suitable for beginners



Keira McFleat has been a patchworker for over 25 years, and teaches patchwork and quilting at her shop in Lochcarron. She and her husband Bart opened Kiki's Craft Corner in 2011, and offer a wide range of materials and tools for textile and fibre artists.

In this class you will learn to use your sewing machine properly. Whether you have an old machine or a new one, this class will help you understand its basic functions and how to maintain it.

We will be covering the following: parts of the machine and how to thread it; winding the bobbin, correct placement and understanding tension; needles and threads; stitch length and width; some of the stitches on your machine; basic sewing techniques including using a thread saver and accurate seam allowance. You will have created a small lined pouch or purse by the end of the class.

Participants will need to bring their sewing machine, instruction booklet and accessories (you will need to tell us which machine you are using beforehand), a couple of empty bobbins suitable for your machine, a pack of new needles (Universal size 70 or 80), a reel of sewing machine thread (colour of your choice), a pair of scissors and pins. The fabric and stabilizer will be provided.



Threads, bobbins and needles can be purchased at Keira's stall in the Social Club before the class if needed.

**** Lift available for access if required***

Please book for these classes as space is limited

Quilting Patchwork Embroidery Accessories
Notions  Spinning
Knitting / Craft Corner Felting

Smithy Heritage Centre www.kikiscraftcorner.com
Lochcarron IV54 8YS email: kikiscraftcorner@gmail.com
Phone: 01520 722919 Opening times: Tuesday - Saturday, 10:00 - 5:00 pm



Kekfesto Cotton
Hungarian Blue Print Fabric
www.kekfestocotton.co.uk
Blue & White hand-printed

Town Map 2020

© DAC/IC 2020

3
(1m)

(2 ml/s)

Everlix Road

Cnoc an Lobht

Sutherland Road

Football
Pitch &
Highland
Games
Field

Street



Bridge Street

A photograph of a three-story brick building with a gabled roof, identified as the former site of the 1918 influenza pandemic in Glasgow. The building is made of light-colored brick and has several windows. The roof is dark and appears to be made of slate. The building is set against a clear blue sky. In the foreground, there is a paved area and some greenery.

5



Medical
Centre

P

Shore Road

Street

Golf Road

**Bowling Green
& Tennis Court**

RDGC
Championship
Course

Fibre Fest 2020 - Booking Form

Early booking is essential - class sizes are limited!

Tutor	Class	Venue *	Time	Cost	Total
Saturday 14th March					
Anne Fell	Machine Sewing <i>Masterclass 1</i>	SC-SR	10 - 3	£50	
Liz Gaffney Whaite	Fabulous Felted Flowers <i>Masterclass 2</i>	SC-B	10 - 4	£50	
Susan Briscoe	Sashiko - Koi Carp <i>Masterclass 3</i>	WCH	1 - 4	£30	
Catherine Jones	Needlefelt Cards <i>Learning Techniques</i>	WCH	10 - 12:30	£25	
Sunday 15th March					
Susan Briscoe	Sashiko - Boro Landscape <i>Masterclass 5</i>	WCH	9:30 - 12:30	£30	
Liz Gaffney White	Fabulous Felted Flowers <i>Masterclass 4</i>	SC-B	10 - 4	£50	
Tooty MacKenzie	Trainer Sock <i>Learning Techniques</i>	SC-SR	10 - 4	£40	
Keira McFleet	Get to know your Sewing Machine <i>Learning Techniques</i>	WCH	1.30 - 4	£25	
Total Price					

SC-SR = Social Club Struie Room : **SC-B** = Social Club Bar : **WCH** = West Church Hall

There are two ways that you can book and pay for your class :-

- Book and pay on-line at www.fibrefest.org.uk (PayPal or card), or
- Complete a booking form and post it to us along with your name, address and a cheque made payable to 'Dornoch & District Community Association'.

Postal bookings should be sent to:

Jill Barnes, 5 The Meadows, Dornoch, IV25 3SF

12

JAIL DORNOCH

Quality clothing
Including the finest
Scottish Cashmere

Footwear.
Jewellery.
Pottery.
Aromatics.
Scottish Arts &
Crafts.
Gifts

SHOP ONLINE

for the love of quality



Castle Street, Dornoch,
Sutherland. IV25 3SD
Tel: (44) (0)1862810500/555
Also at Inverness Airport

www.jaildornoch.com



13

COUNTRY
INTERIORS

